

LW-6

三点悬挂后挖

零件图册

HYDRAULIC

BACKHOE

(CONFIGURATION OF 3-POINT HITCH)

目录
CONTENTS

图一	铲斗总成	2
Fig.1	Bucket Assembly	
图二	斗杆总成	4
Fig.2	Bucket Staff Assembly	
图三	动臂总成	6
Fig.3	Boom Assembly	
图四	托架回转体总成	8
Fig.4	Bracket and Swing Post Assembly	
图五	支腿总成	11
Fig.5	Stabilizer Assembly	
图六	液压系统	13
Fig.6	Hydraulic System	
图七	液压油箱总成	15
Fig.7	Hydraulic Tank Assembly	
图八	阀架总成	17
Fig.8	Bracket of Valve Assembly	
图九	座椅总成	19
Fig.9	Seat Assembly	

图1 铲斗总成

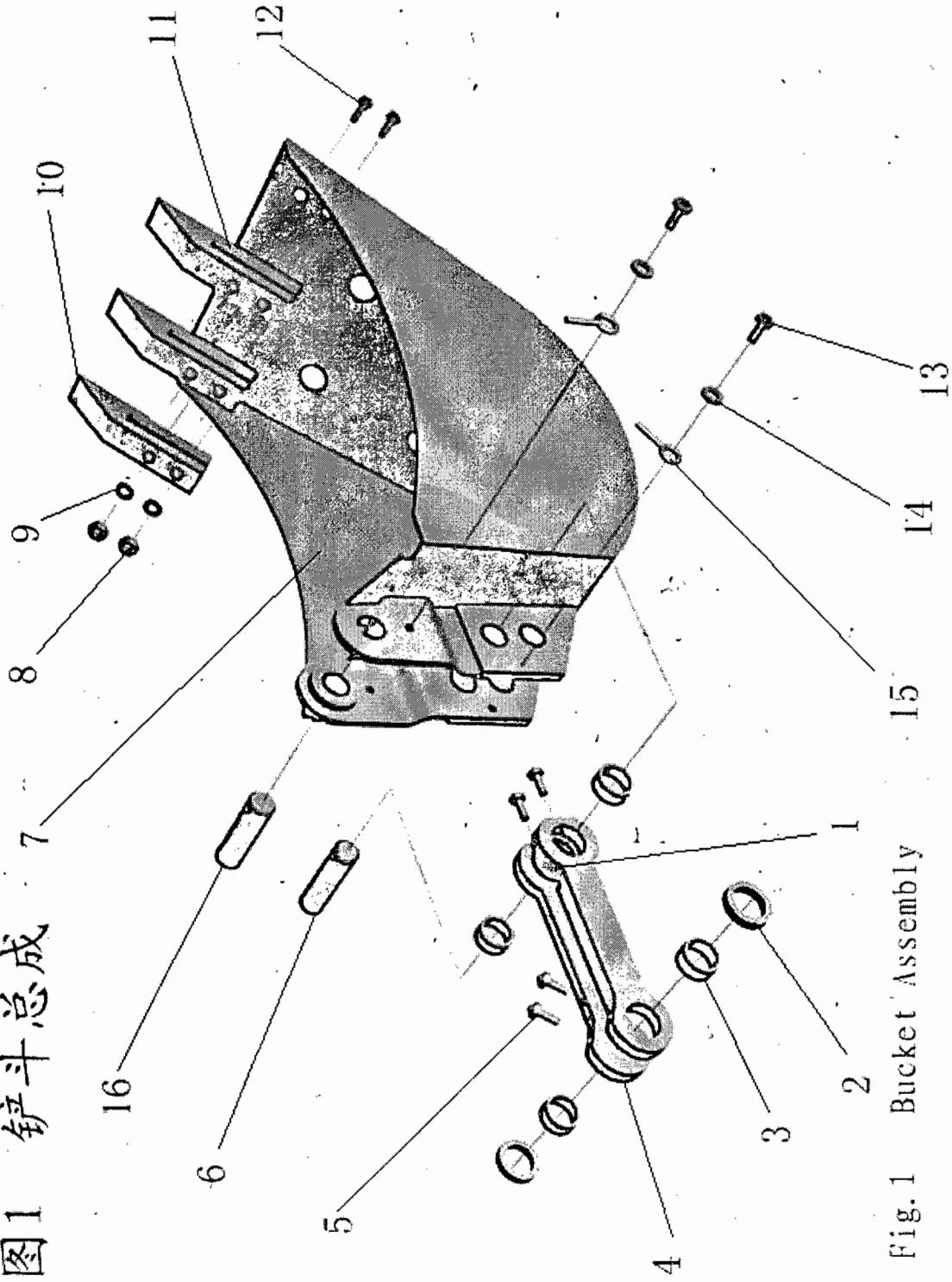


Fig. 1 Bucket Assembly

图一、铲斗总成

Fig.1 Bucket Assembly

序号 NO.	图号 Part NO.	名称 Name of part	数量 Quantity	附注 Remarks
1	LW.01-7	套 Bush	1	
2	LW.01-4	隔离套 Insulate Bush	2	
3	LW.01-6	连杆衬套 Pitman Bush	4	
4	LW.01.2	连杆焊合 Pitman Weld	1	
5	GB1152-74	直通压注油杯 M6 Oil Cup M6	4	
6	LW.01-5	圆柱销 Column Pin	1	
7	LW.01.1A	铲斗焊合 Bucket Weld	1	
8	GB6170	六角螺母 M12 Hexagon Bolt M12	6	
9	GB93	弹簧垫圈 12 Spring Washer 12	6	
10	LW.01-1	斗齿 Teeth	3	
11	LW.01-2A	垫块 Gasket	3	
12	GB10	沉头方颈螺栓 M12×45 Bolt	6	
13	GB5781	六角螺栓 M12×25 Hexagon Bolt	2	
14	GB95	垫圈 12 Washer	2	
15	LW.01-3	环形销 Orbicular Pin	2	
16	LW02-1	圆柱销 Column Pin	1	

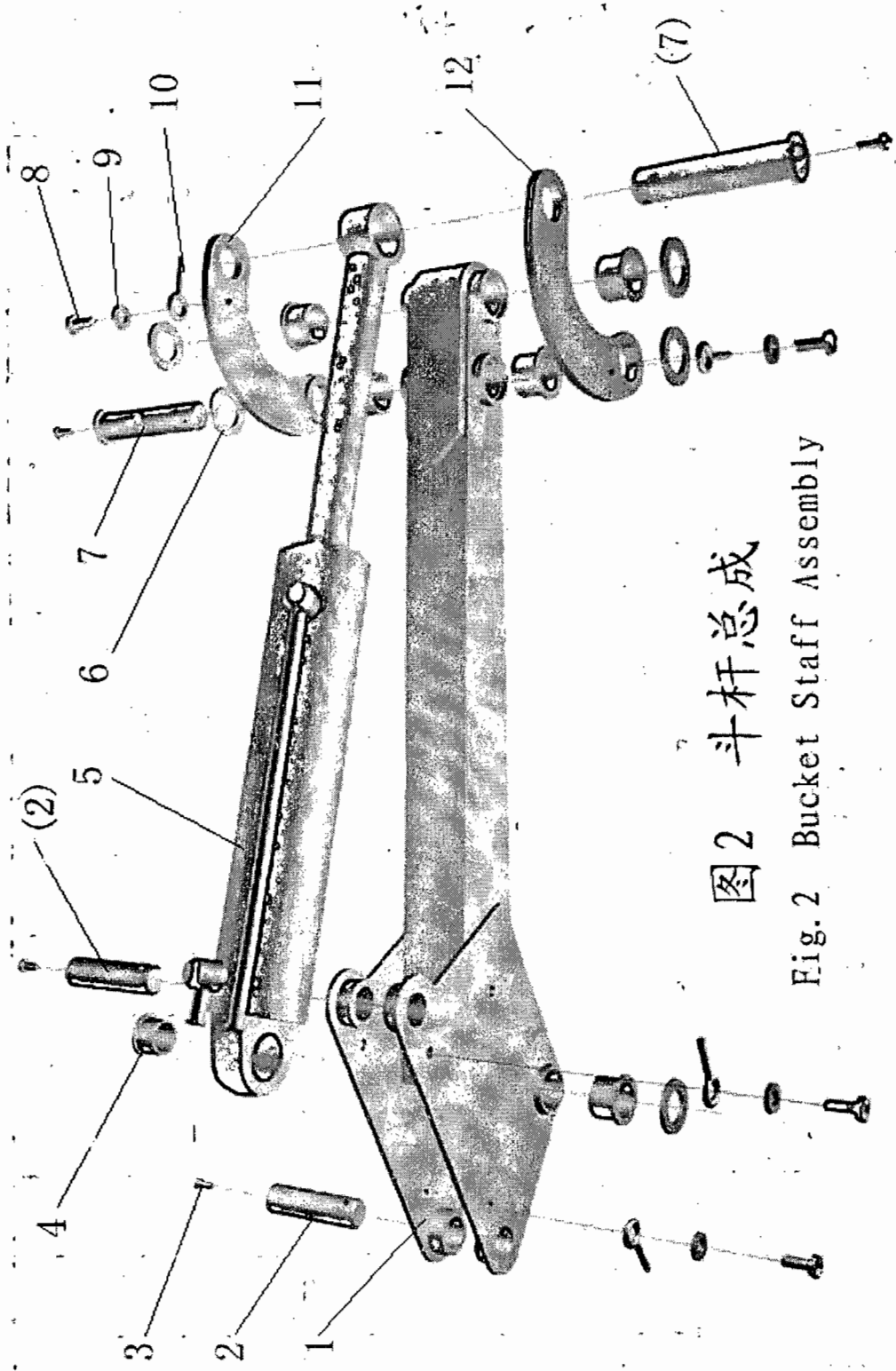


图2 斗杆总成

Fig. 2 Bucket Staff Assembly

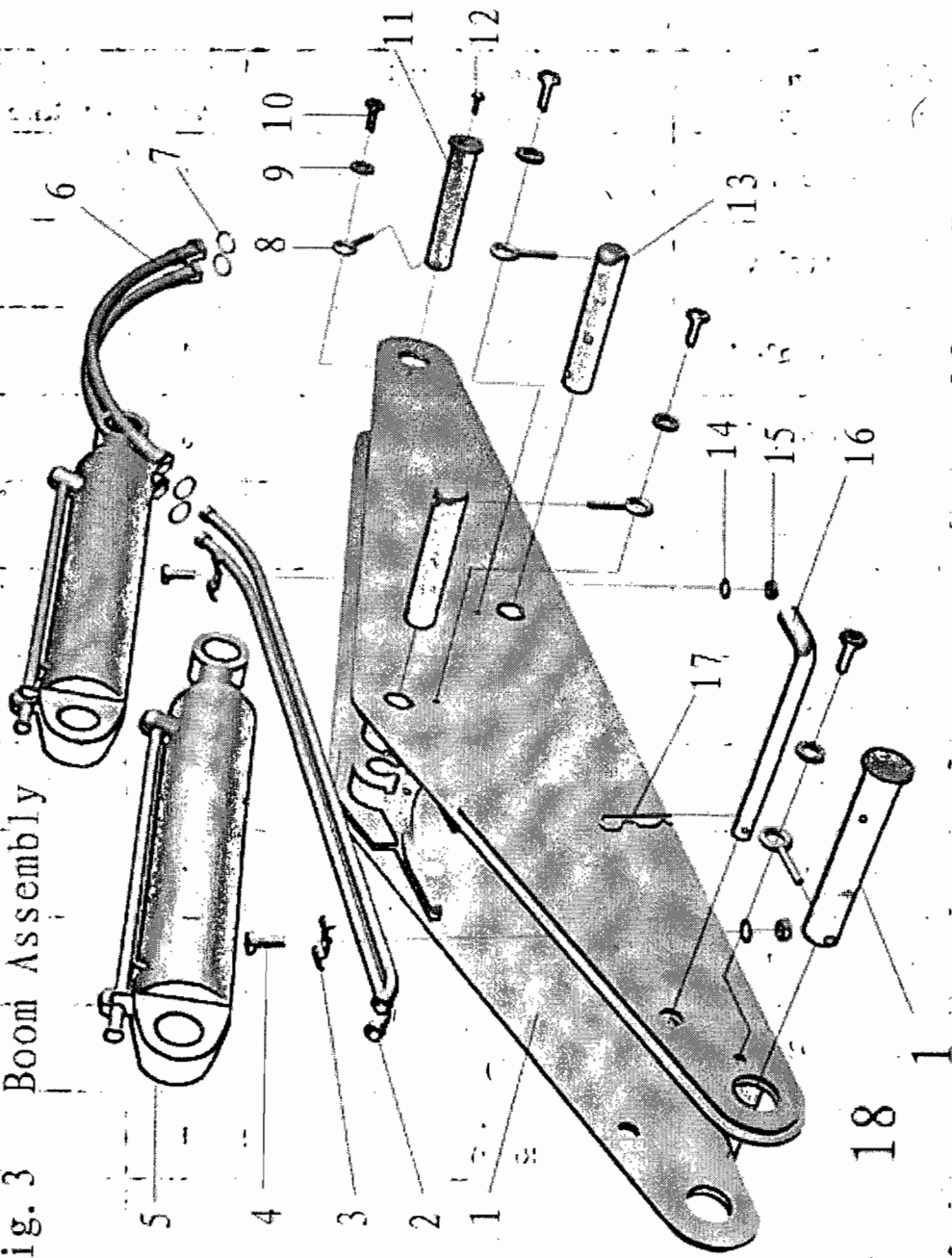
图二、斗杆总成

Fig.2 Bucket Staff Assembly

序号 NO.	图 号 Part NO.	名 称 Name of part	数量 Quantity	附 注 Remarks
1	LW02.1	斗杆焊合 Bucket Staff Weld	1	
2	LW02-3A	圆柱销 Column Pin	1	
3	GB1152-74	直通式压注油杯 Oil Cup	4	
4	LW02-5	轴套 Shaft Bush	6	
5	LW02.2	铲斗油缸总成 Bucket Cylinder Assembly	1	
6	LW02-6	垫圈 Washer	5	
7	LW02-2	销轴 Pin Shaft	2	
8	GB5781	六角螺栓 M12×25 Hexagon Bolt M12×25	4	
9	GB93	弹簧垫圈 12 Spring Washer	4	
10	LW01-3	环形销 Orbicular Pin	4	
11	LW02.3-2-01	弯杆点焊件（左） Band Pole (Left)	1	
12	LW02.3-2-02	弯杆点焊件（右） Band Pole (Right)	1	

图3 动臂总成

Fig. 3 Boom Assembly



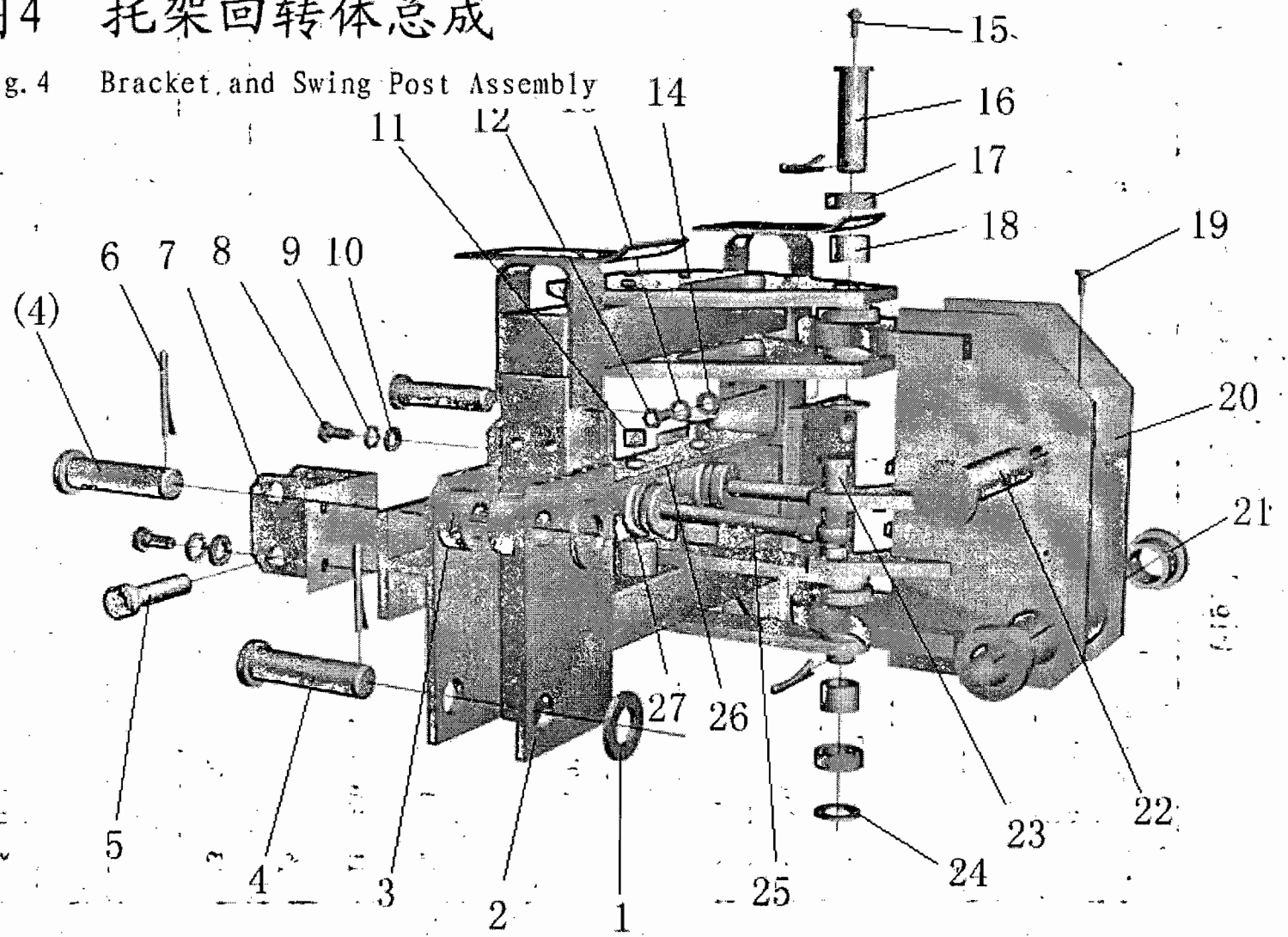
图三、动臂总成

Fig.3 Boom Assembly

序号 NO.	图号 Part NO.	名称 Name of part	数量 Quantity	附注 Remarks
1	LW03.1	动臂焊合 Boom Weld	1	
2	LW03.3	油管焊合件 Oil Pipe Weld	2	
3	LW03-1	油管压板 Oil Pipe Baffle	2	
4	GB5782	六角螺栓 M12×30 Hexagon Bolt M12×30	2	
5	LW03.2	斗杆动臂油缸总成 Bucket Staff and Boom Cylinder ssembly	2	
6	W1	铲斗油管 (1) Bucket Oil Pipe (1)	2	
7	GB3452.1	O型密封圈 12×1.9 O Seal Washer 12×1.9	4	
8	LW01-3	环形销 Orbicular Pin	3	
9	GB93	弹簧垫圈 12 Spring Washer 12	3	
10	GB5781	六角螺栓 M12×25 Hexagon Bolt M12×25	3	
11	LW03-2A	圆柱销 Column Pin	2	
12	GB1152	直通式压注油杯 Oil Cup	1	
13	LW02-4	销轴 Pin Shaft	1	
14	GB97	垫圈 12 Washer	2	
15	GB6170	螺母 M12 Nut M12	2	
16	LW03-3	安全杆 Safety Shaft	1	
17	LW03-4	弹簧插销 Spring Pin	1	
18	YW04-03A.120	销轴 Pin Shaft	1	

图4 托架回转体总成

Fig. 4 Bracket and Swing Post Assembly



图四、托架回转体总成

Fig.4 Bracket and Swing Post Assembly

序号 NO.	图号 Part NO.	名称 Name of part	数量 Quantity	附注 Remarks
1	GB97.1	垫圈 36 Washer 36	4	
2	LW-6.04.01A	托架体 Bracket	1	
3	LW04-17	定位套 Orientation Bush	4	
4	LW04-18	销轴 Pin Shaft	4	
5	LW-7.04-25A	下拉杆后连接销 Down Pull Shaft Connect Pin	2	
6	GB91-87	销 4×45 Pin 4×45	6	
7	LW-6.04-18A	连接板焊合 Connect Board Weld	2	
8	GB5782-87	螺栓 M16×35 Hexagon Bolt	8	
9	GB93	弹簧垫圈 16 Spring Washer 16	8	
10	GB97.1	垫圈 16 Washer 16	8	
11	252L.39.541A	衬套 Bush	4	
12	GB5782-87	螺栓 M12×35 Hexagon Bolt M12×35	4	
13	GB93	垫圈 12 Spring Washer 12	5	
14	GB97.1	垫圈 12 Washer	5	
15	GB1152-76	油杯 M6 Oil Cup M6	6	
16	YW03.04.181	销轴 Pin Shaft	2	
17	GB301-64	轴承 8206 Bearing 8206	2	
18	YW03.04.129A	轴套 Shaft Bush	2	

序号 NO.	图号 Part NO.	名称 Name of part	数量 Quantity	附注 Remarks
19	GB71-85	螺钉 M6×12 Screw M6×12	3	
20	LW-6.04.02	回转体 Swing Post	1	
21	LW04-14	衬套 Bush	2	
22	JW03.04-133	销轴 Pin Shaft	1	
23	YW03.04.131A	销轴 Pin Shaft	2	
24	GB97.1	垫圈 30 Washer	2	
25	LW04-21.00A	50 油缸总成 Swing Cylinder Assembly	2	
26	LW-6.04-03A	油缸架 Cylinder Bracket	1	
27	GB95-86	垫圈 24 Washer 24	2	

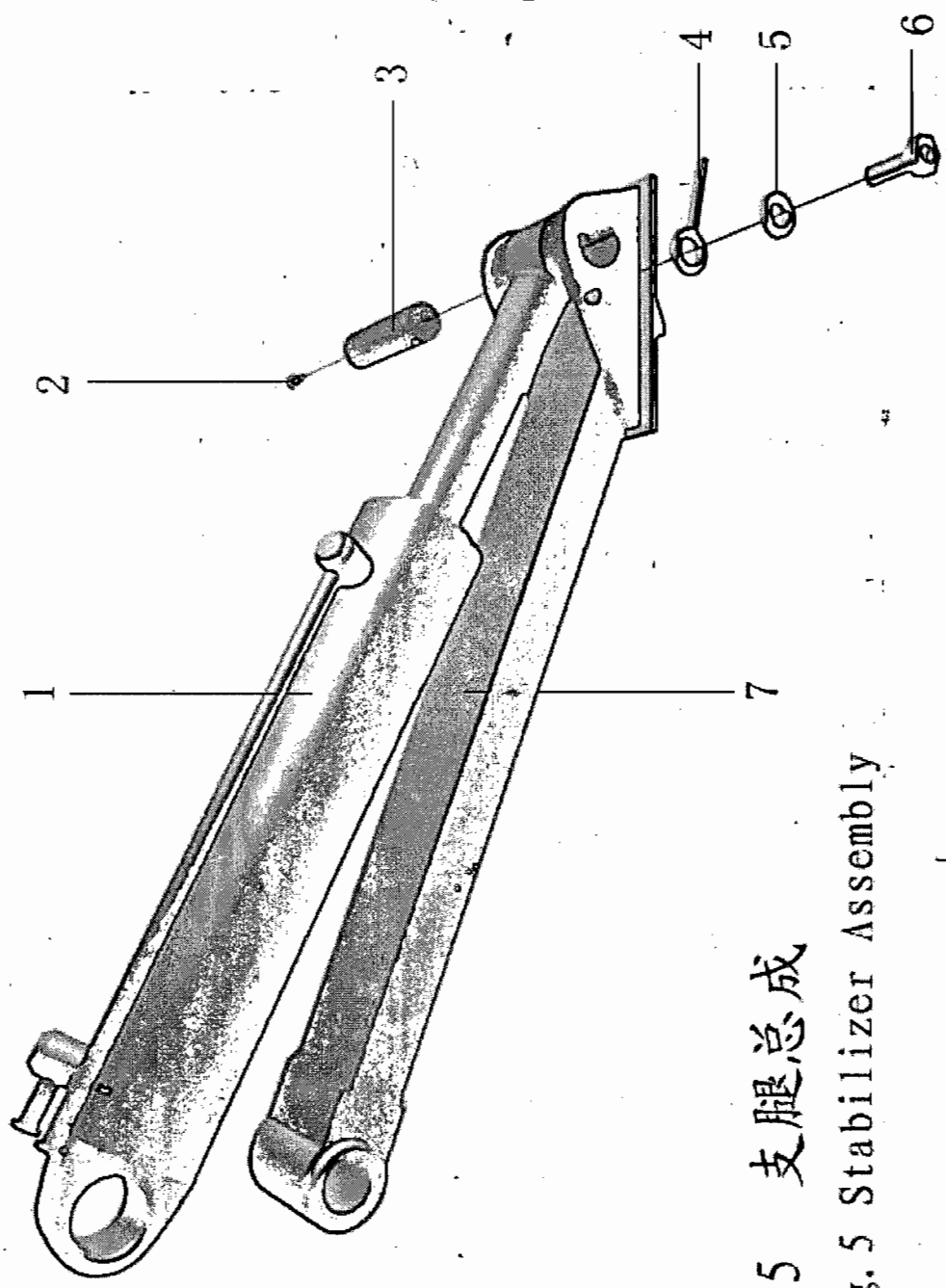


图5 支腿总成

Fig. 5 Stabilizer Assembly

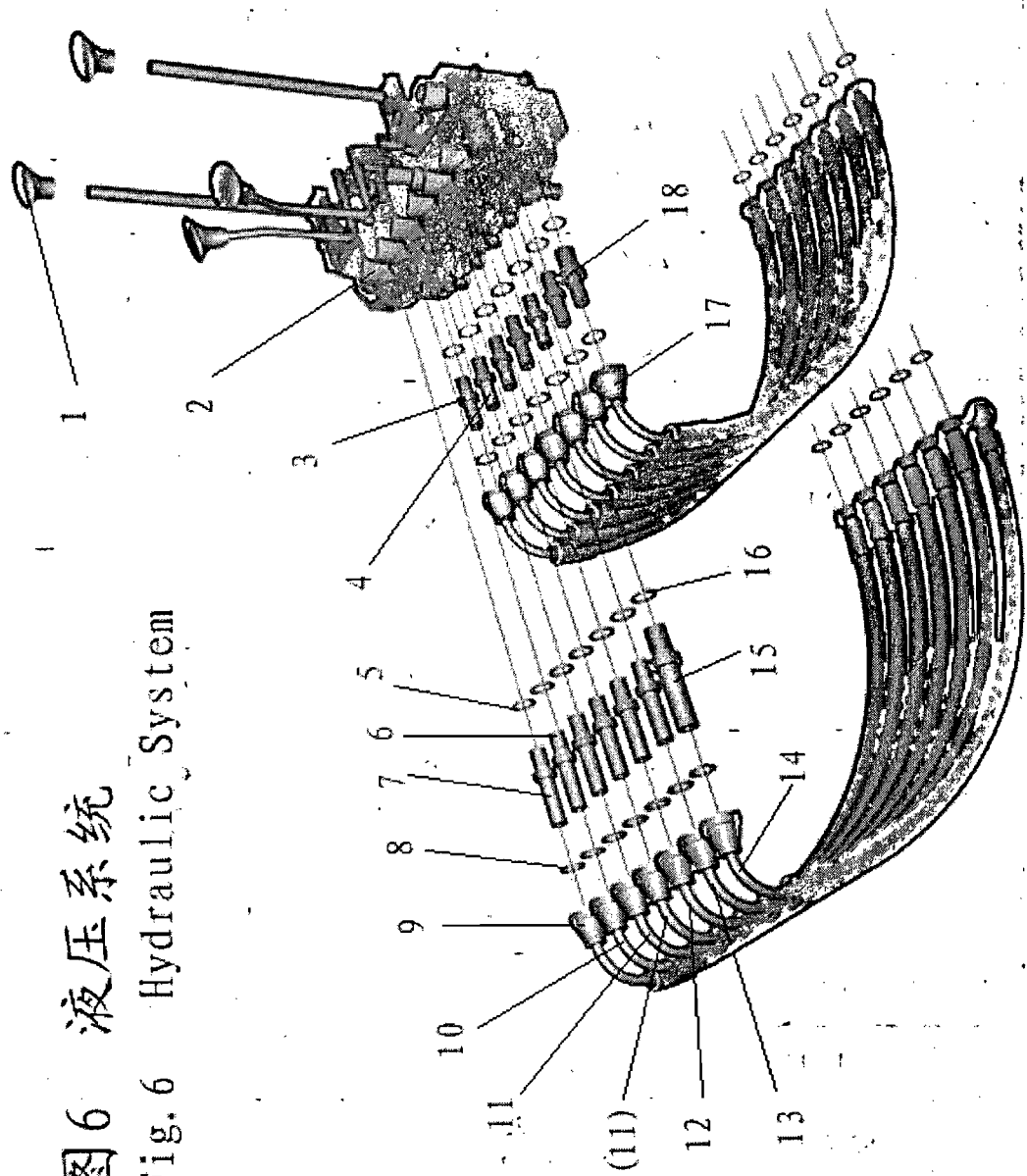
图五、支腿总成

Fig.5 Stabilizer Assembly

序号 NO.	图 号 Part NO.	名 称 Name of part	数量 Quantity	附 注 Remarks
1	LW05.1	支腿油缸总成 Stabilizer Cylinder Assembly	2	
2	GB1152-74	直通压注油杯 M6 Oil Cup M6	2	
3	LW05-3A	支腿油缸前销轴 Pin Shaft	2	
4	LW.01-3	环形销 Orbicular Pin	2	
5	GB97	垫圈 12 Washer	2	
6	GB5781	六角螺栓 M12×1×25 Hexagon Bolt M12×1×25	2	
7	LW05.2	支腿焊合件 Stabilizer Weld	2	

图6 液压系统

Fig. 6 Hydraulic System



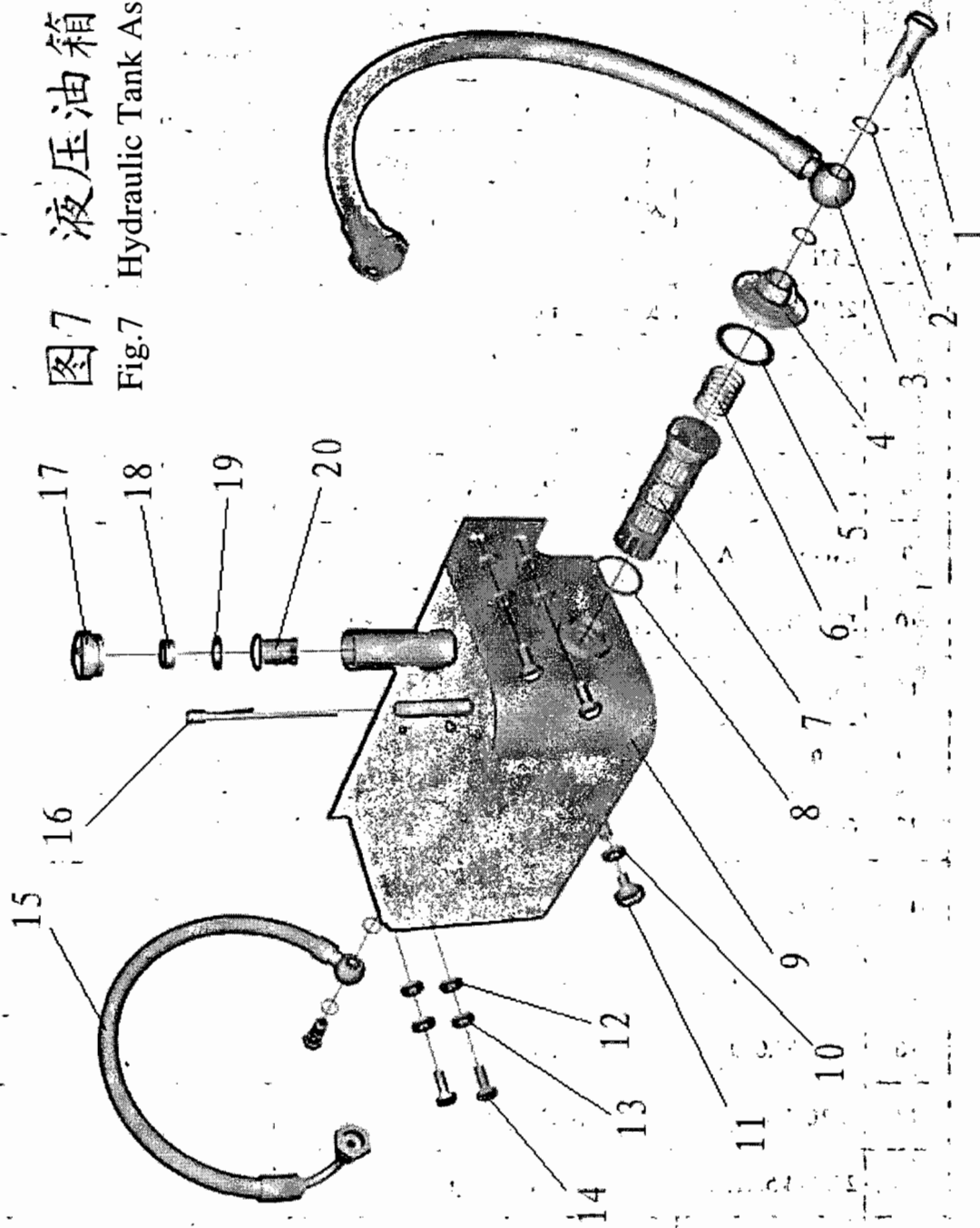
图六、液压系统

Fig.6 Hydraulic System

序号 NO.	图号 Part NO.	名称 Name of part	数量 Quantit	附注 Remarks
1	302-6.57.148	手柄 Lever	4	
2	DF(6) 50YT	多路阀总成 Control Valve	1	
3	LW04-4.07	直通接头体 Cappel	5	
4	LW04-4.08	直通接头体 Cappel	1	
5	JB982-77	组合密封圈 18 Seal Washer 18	12	
6	LW-7.10-142	直通接头体 Cappel	1	
7	LW-7.10-141	直通接头 Cappel	5	
8	GB3452.1	O型密封圈 12×1.9 O Seal Washer 12×1.9	27	
9	W2	斗杆油管 Bucket Shaft Oil Pipe	2	
10	W7	铲斗油管 (2) Bucket Oil Pipe (2)	2	
11	W5	支腿油管 Stabilizer Oil Pipe	4	
12	W4	回转油管 Swing Oil Pipe	2	
13	W3	动臂油管 Boom Oil Pipe	2	
14	LW-7.07-101	阀出油管 Valve Out Oil Pipe	1	
15	LW-7.10-140	接头 Cappel	1	
16	JB982-77	组合密封圈 22 Seal Washer 22	2	
17	W6	泵出油管 Pump Out Oil Pipe	1	
18	Z05.57-21	直通接头体 Cappel	1	

图7 液压油箱总成

Fig.7 Hydraulic Tank Assembly



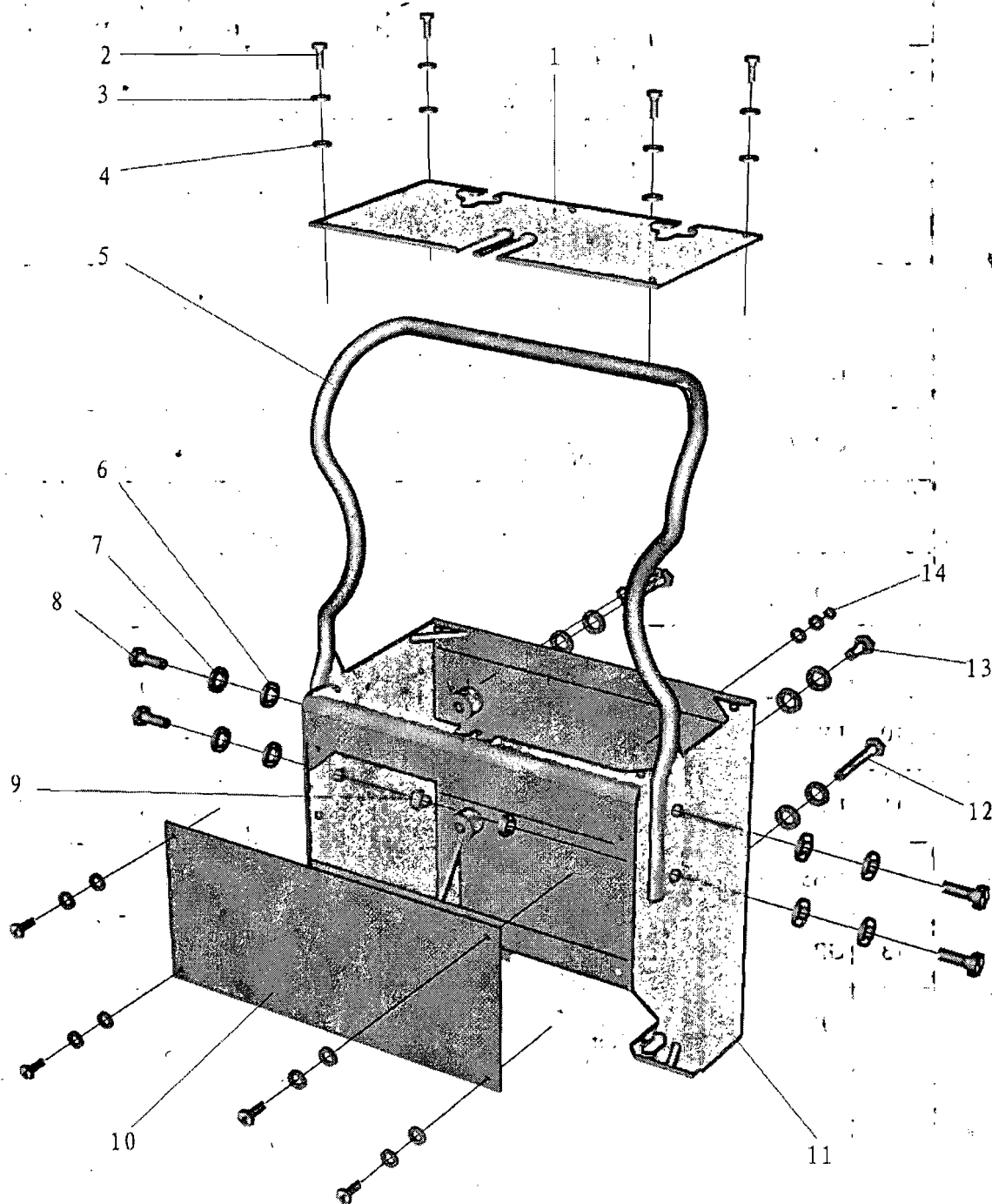
图七、液压油箱总成

Fig.7 Hydraulic Tank Assembly

序号 NO.	图号 Part NO.	名称 Name of part	数量 Quantity	附注 Remarks
1	252L.58.505	空心螺栓 Bolt	2	
2	JB982-77	组合密封垫 24 Seal Washer 24	4	
3	JW03-7.201	齿轮泵进油管 Pump Enter Oil Pipe	1	
4	252L.58.516	滤油器盖 Oil Colander Lid	1	
5	252L.58.515	纸垫 Paper Gasket	1	
6	252L.58.105	滤油器弹簧 Oil Colander Spring	1	
7	252L.58.058A	滤油器组件 Oil Colander	1	
8	252L.58.121	橡胶垫圈 Rubber Washer	1	
9	LW-6.07.01A	液压油箱焊合 Hydraulic Tank Weld	1	
10	JB982-77	组合密封垫 14 Seal Washer 14	1	
11	252L.58.518	放油塞 Stopper	1	
12	GB97	垫圈 8 Washer 8	1	
13	GB93	弹簧垫圈 8 Spring Washer 8	1	
14	GB5782	六角螺栓 M8×25 Hexagon Bolt M8×25	4	
15	LW-7.07-101	阀出油管 Valve Out Oil Pipe	1	
16	252L.58.059	油尺合件 Dipstick	1	
17	252L-4.58.152	加油管盖 Oil Enter Pipe Lid	1	
18	252L-4.58.154	滤清填料 Sift Filling	1	
19	252L-4.58.153	挡环 Washer	1	
20	252L.58.057A	加油管滤网组 Oil Colander	1	

图8 阀架总成

Fig.8 Bracket of Valve Assembly



图八、阀架总成

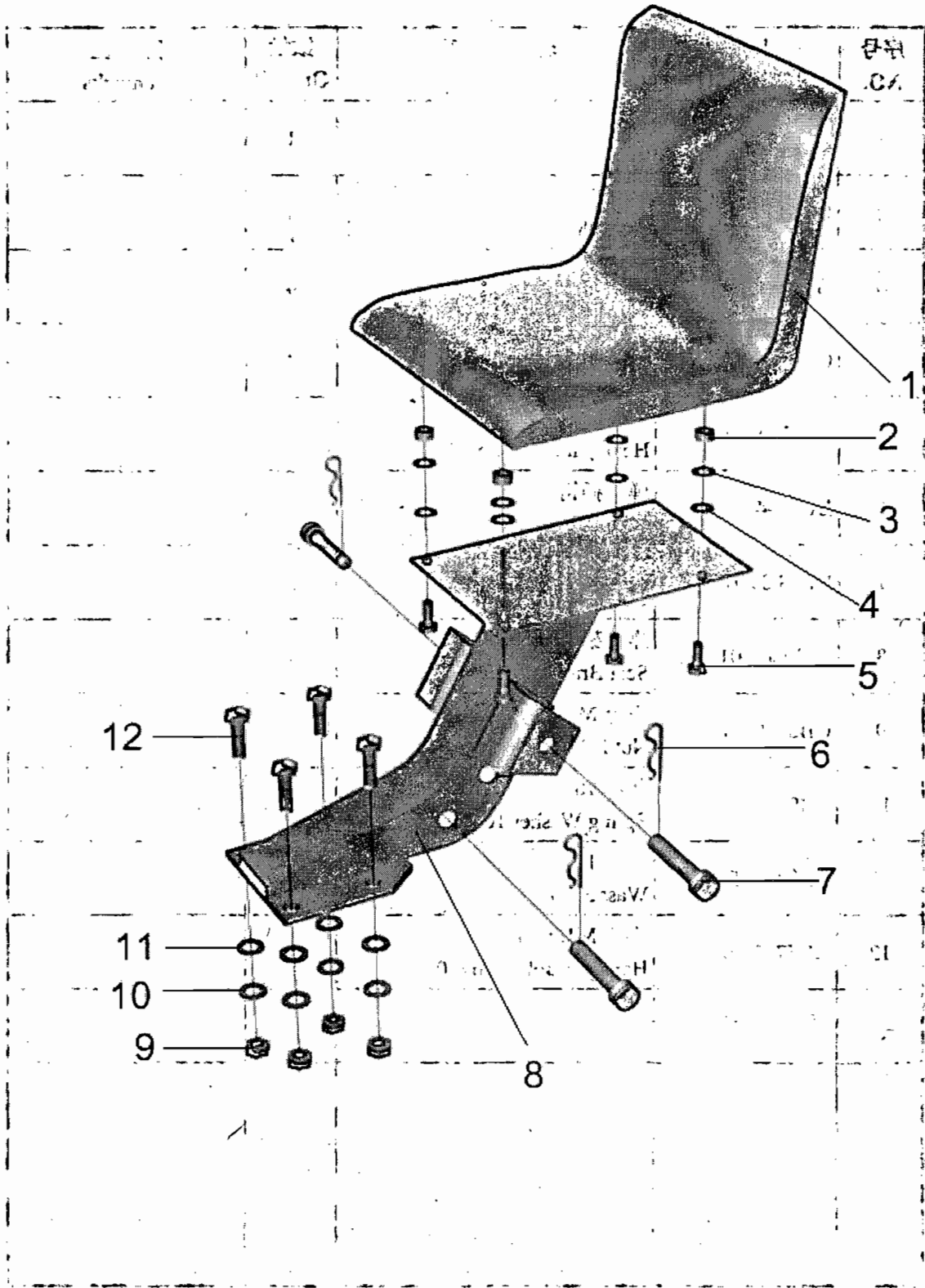
Fig.8

Bracket of Valve Assembly

序号 NO.	图号 Part NO.	名称 Name of part	数量 Quantity	附注 Remarks
1	LW-7.10-120	盖板 (2) Cover Board (2)	1	
2	GB818-85	螺钉 M6×10 Screw M6×10	8	
3	GB93	垫圈 6 Spring Washer 6	10	
4	GB97.1	垫圈 6 Washer	10	
5	LW-7.10-136	扶手 Handrail	1	
6	GB97.1	垫圈 10 Washer 10	8	
7	GB93	垫圈 10 Spring Washer 10	8	
8	GB5782	螺栓 M10×35 Hexagon Bolt M10×35	4	
9	GB6170	螺母 M10 Nut M10	7	
10	LW-7.10-121	盖板 (1) Cover Board (1)	1	
11	LW-7.10.01A	阀架焊合 Bracket of Valve Weld	1	
12	GB5782	螺栓 M10×80 Hexagon Bolt M10×80	3	
13	GB5782	螺栓 M10×40 Hexagon Bolt M10×40	1	
14	GB6170	螺母 M6 Nut M6	2	

图9 座椅总成爆炸图

Fig.9 Seat Assembly Exploded View



图九、座椅总成

Fig.9 Seat Assembly

序号 NO.	图 号 Part NO.	名 称 Name of part	数量 Quantit	附 注 Remarks
1	S44	座椅(厦门产) Seat	1	
2	GB6170-86	螺母 M8 Nut M8	4	
3	GB93-87	垫圈 8 Spring Washer 8	4	
4	GB97.1-85	垫圈 8 Washer 8	4	
5	GB5781-86	螺栓 M8×20 Hexagon Bolt M8×20	4	
6	LW03-4	弹簧插销 Spring Pin	3	
7	LW-8.09-104	拉杆连接销 Connect Pin	3	
8	LW-8.09-01	座椅架焊合 Seat Bracket Weld	1	
9	GB6170-86	螺母 M16 Nut M16	4	
10	GB93-87	垫圈 16 Spring Washer 16	4	
11	GB97.1-85	垫圈 16 Washer 16	4	
12	GB5782-86	螺栓 M16×50 Hexagon Bolt M16×50	4	

